







Technical Data Sheet
Spotlight UV

PROPERTIES

- Sanding after 2 minutes
- Indicator showing correct curing
 - Ready to use
- Unlimited application time
 - For spot repair
 - Styrene free

SUBSTRATES		
Old paint coatings	Degrease, dry sand with P220 – P280, degrease again.	
Polyester laminates	Degrease, dry sand with P100 – P120, degrease again.	
Steel	Degrease, dry sand with P100 – P120, degrease again.	
Galvanised steel	Degrease, dry sand with P100 – P120, degrease again.	
Aluminium	Degrease, dry sand with P100 – P120, degrease again.	
Two-component acrylic fillers	Degrease, dry sand with P220 – P280, degrease again.	
Recommended for spot repairs, the SPOTLIGHT UV putty is based on an epoxy resin which ensures very good barrier performance. It is best applied directly on the metal surface (preprocessed per the guidelines above) without any need for prior anti-corrosion protection.		
UV LAMP		
UV lamp with peak wavelength 395-400 nm Curing depending on UV lamp irradiance and the distance from the curing element. We recommend using Scangrip UV GUN.		
APPLICATION CONDITIONS		
The minimum application temperature is +10°C.		
APPLICATION		
	Clean and sand the surface.	
	Degrease the surface with Plus 780 or Spectral EXTRA 785.	
	Apply putty.	
	The maximum total thickness is 1.5 mm for an application of several layers with UV irradiation before each next layer. The maximum diameter of the spot repair area is 20 cm	
	Place the lamp at a distance of 15 cm max. Hardening for 30s at 0,5mm thickness Hardening for 60s at 1,0mm thickness The curing process is correct when the putty colour was changed.	
SANDING		
	Rough	P150 ÷ P180
	Finish	P240 ÷ P360
COLOUR		
Blue, beige after curing.		

CONTENT OF VOLATILE ORGANIC COMPOUNDS	
VOC II/B/b limit *	250 g/l
Actual VOC content	90 g/l
* For ready to apply mixture compliant with Directive UE 2004/42/CE	
EQUIPMENT CLEANING	
NC solvent	
STORAGE CONDITIONS	
Store in a dry and cool room, away from sources of fire and heat. Avoid direct exposure to sunlight.	
SHELF LIFE	
Spotlight UV	12 months/20°C
SAFETY	
See the Safety Data Sheet.	
IMPORTANT NOTES	
<p>When working with UV lamp comply with safety instructions provided by the device producer. Use necessary protective equipment and clothing (safety glasses, protective wear etc.) dedicated for the UV lamp.</p> <p>Exposing the product to a direct sunlight or artificial light can cause it to cure. Keep away from exposure to light on every step of the process.</p>	
OTHER INFORMATIONS	
<p>Registration number: 000024104</p> <p>The effectiveness of our systems results from laboratory research and many years of experience. The data contained herein meets the current knowledge about our products and their application potential. We ensure high quality, provided the user follows the instructions and the work is performed in accordance with good workmanship. It is necessary to do a test application of the product due to its potentially different reaction with different materials. We may not be held liable for defects if the final result was affected by factors beyond our control.</p>	